



# WORKSWELL SMARTIS

## SMART THERMAL IMAGING SYSTEM

---

### Datasheet

---

**Release date:** 14<sup>th</sup> of September, 2017

**Revision Number:** 1.20

# Workswell FS-SMARTIS and EX-SMARTIS

## Introduction

Workswell s.r.o. is pleased to introduce you a two brand new Smart Thermal Imaging System Workswell **EX-SMARTIS (ATEX environment)** and **FS-SMARTIS** for Fire-Safety application in Waste bunker, Warehouses, landfills etc. We pushed the limits forward and created all-in-one system with built-in analysis, continuous measurement and control functions. It allows you to use easily SMARTIS camera without any external PCs or evaluation units with **protection IP67**.

The powerful communication interface contains 4 analog output channels (voltage or current), Ethernet, digital trigger inputs and alarm digital outputs for technology control. SMARTIS can have a **resolution up to 640 x 512 pixels** with sensitivity up to 0.05°C.

- 1 **4 CHANNEL ANALOG OUTPUTS**
- 2 **7 ALARM DIGITAL OUTPUTS**
- 3 **4 TRIGGER DIGITAL INPUTS**
- 4 **ETHERNET TPC/IP R-J45**



The SMARTIS is TCP/IP Ethernet compliant and therefor analysis and alarm results can be easily applied to PLC. Analog and digital outputs are available for general alarms and direct temperature measurement from specific pixel position or selected area. Due to these built-in capabilities can be used as independent analog output sensor or standalone OK/NOK thermal 2D camera. An image masking system provides you to select only the relevant area/pixel for final evaluation and control.

Workswell SMARTIS



## Key Features

- Built-in Webserver for control and vizualization
- **ATEX housing and High-protection housing IP67**
- Fully calibrated up to 550°C (optional +1500°C)
- Economical 160px, 336px or 640px detector
- Ethernet TCP/IP Process communication
- 4 channel isolated current or voltage outputs
- 4 digital trigger inputs for sync and timing
- 7 digital alarm outputs for technology control



	<b>FS-SMARTIS 160</b> <b>EX-SMARTIS 160</b>	<b>FS-SMARTIS 336</b> <b>EX-SMARTIS 336</b>	<b>FS-SMARTIS 640</b> <b>EX-SMARTIS 640</b>
--	--	--	--

<b>FS-SMARTIS and EX-SMARTIS Thermal Sensor</b>			
<b>Resolution</b>	160 x 128 pixels	336 x 256 pixels	640 x 512 pixels
<b>Image Frequency</b>	30Hz	9Hz, 30Hz or 60Hz	9Hz, 30Hz
<b>Temperature ranges</b>	-25°C to +150°C, -40°C to +550°C optional extended temperature range +400°C to +1 500°C (filter)		
<b>Temperature sensitivity</b>	0.05°C (50mK)		
<b>Accuracy</b>	±2% or ±2°C		
<b>Calibration</b>	Yes, the system includes the calibration certificate		
<b>Detector Type</b>	Uncooled VOx microbolometer		
<b>Optics (FOV)</b>	12°, 17°, 25°, 30°	17°, 25°, 35°, 45°	32°, 45°, 69°
<b>Focus</b>	Continuous Manual (fixed focusable, min focus distance depends on lens)		
<b>Spectral Range</b>	7.5 – 13.5 μm		

<b>SMARTIS Communication and Power supply</b>	
<b>Networking</b>	Ethernet 100Mb/sec, RJ-45, Metal cable gland protection
<b>Analog output</b>	4-channel isolated Current loop (0-24mA) / Voltage (±12VDC, M12 circular thread)
<b>Digital output</b>	7 x Isolated open collector output (max 40 VDC), M12 circular thread
<b>Digital inputs</b>	4 x isolated high-voltage trigger inputs (max 36 VDC), M12 circular thread
<b>Supply input</b>	230 Vac, < 4 W (max. 5 W during NUC calibration), M12 circular thread

<b>SMARTIS Built-in Functions</b>	
<b>Camera configuration</b>	Built-in WEB server for easy and fast sensor configuration, Google Chrome or Firefox browser compatible, no external software required
<b>Monitoring and Alarming</b>	Extreme detections, MAX/MIN evaluations, Dynamic/Static measurements User Control Table (Logical rules and PLC features) Selectable digital output for specific ROI result (OR/AND operators)
<b>Synchronization</b>	Continuous (periodical or full-speed) or Triggered (Start/Stop, Latching)
<b>Visualization</b>	Real-time video streaming, Pallet settings, Overlay elements, Digital zooming, Numeric and statistical indicators, Input and Output overview panel
<b>Security</b>	Administrator/Operator password, locking functions
<b>Image Correction</b>	Non-Uniformity Correction asynchronous/synchronous/triggerable
<b>ROI</b>	User definable measurement area (Point, Line, Polyline, Rect., Polygon, Circle) Multiple product selection for ROI presets (Manual or via Ethernet)
<b>Others</b>	Real-time Clock, Emissivity correction, Multiple languages



SMARTIS Physical Data	
<b>Dimensions and weight (FS)</b>	Fire-safety app., 493 x 175 x 168 mm, 5.3 kg, durable aluminum body
<b>Dimensions and weight (EX)</b>	ATEX Fire-safety app., 483 x 172 x 167, 17.4 kg, stainless steel
<b>Mounting</b>	More information written in detail housing data sheets

Operating Environment and Packaging	
<b>IP protection (Encapsulation)</b>	IP67 with cable glands
<b>Operating temperature</b>	-20°C to +50°C
<b>Storage temperature</b>	-30°C to +60°C
<b>Humidity</b>	5% to 95% non-condensing
<b>List of contents</b>	FS-SMARTIS or EX-SMARTIS 640/336/160 px model with lens, Standard Calibration certificate, 1x Power supply cable 5-pin (2 meters), 1x Ethernet UTP5 cable (5 meters), Quick start guide, Transport case

## SMARTIS lenses

Resolution 640 x 512 pixels	Field of view	Spatial resolution	Pixel size
<b>Focal length 9 mm</b>	FOV 69° x 56°	1.889 mrad from 1 meter	1.9 mm from 1 meter
<b>Focal length 13 mm</b>	FOV 45° x 37°	1.308 mrad from 1 meter	1.4 mm from 1 meter
<b>Focal length 19 mm</b>	FOV 32° x 26°	0.895 mrad from 1 meter	0.9 mm from 1 meter

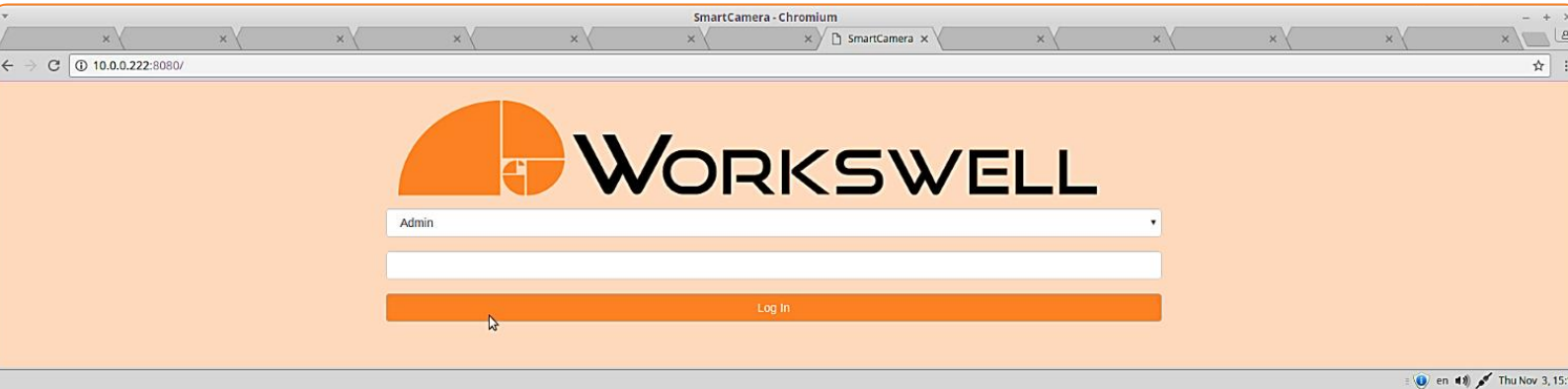
Resolution 336 x 256 pixels	Field of view	Spatial resolution	Pixel size
<b>Focal length 6.8 mm</b>	FOV 45° x 35°	2.267 mrad from 1 meter	2.3 mm from 1 meter
<b>Focal length 9 mm</b>	FOV 35° x 27°	1.889 mrad from 1 meter	1.9 mm from 1 meter
<b>Focal length 13 mm</b>	FOV 25° x 19°	1.308 mrad from 1 meter	1.4 mm from 1 meter
<b>Focal length 19 mm</b>	FOV 17° x 13°	0.895 mrad from 1 meter	0.9 mm from 1 meter

Resolution 160 x 128 pixels	Field of view	Spatial resolution	Pixel size
<b>Focal length 6.8 mm</b>	FOV 30° x 24°	3.333 mrad from 1 meter	3.4 mm from 1 meter
<b>Focal length 9 mm</b>	FOV 25° x 20°	2.778 mrad from 1 meter	2.8 mm from 1 meter
<b>Focal length 13 mm</b>	FOV 17° x 14°	1.923 mrad from 1 meter	2 mm from 1 meter
<b>Focal length 19 mm</b>	FOV 12° x 9.5°	1.316 mrad from 1 meter	1.4 mm from 1 meter




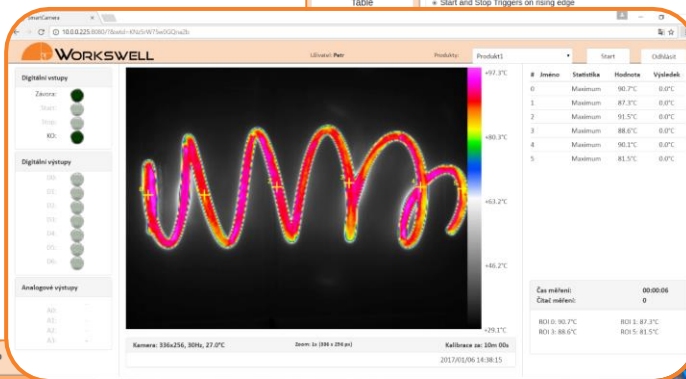
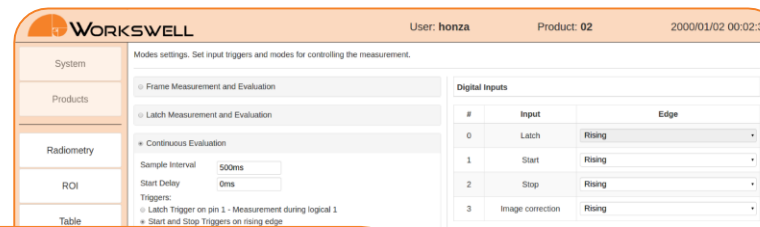
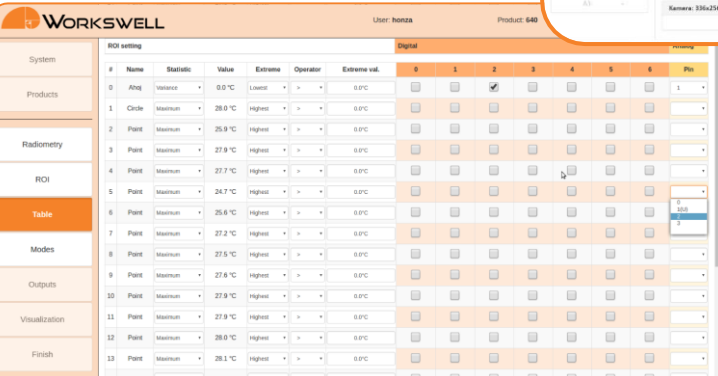


# SMARTIS BUILT-IN WEBSERVER



## Webserver Key Points

- No external Software needed and Windows, Linux or Mac OS fully compatible
- Full camera control and image streaming via standard Web-Browser/Client
- User-friendly configuration wizard with multiple user access mode
- Integrated operator visualization with indicator panel
- Available via Ethernet cable or Wireless connectivity
- Camera Updates
- Multilanguage


#	Name	Statistic	Value	Extreme	Operator	Extreme val.	0	1	2	3	4	5	6	Pin
0	Aloq	Variance	0.0 °C	Lowest	*	0.0°C								
1	Circle	Maximum	28.0 °C	Highest	*	0.0°C								
2	Point	Maximum	25.8 °C	Highest	*	0.0°C								
3	Point	Maximum	27.8 °C	Highest	*	0.0°C								
4	Point	Maximum	27.7 °C	Highest	*	0.0°C								
5	Point	Maximum	24.7 °C	Highest	*	0.0°C								
6	Point	Maximum	25.6 °C	Highest	*	0.0°C								
7	Point	Maximum	27.2 °C	Highest	*	0.0°C								
8	Point	Maximum	27.5 °C	Highest	*	0.0°C								
9	Point	Maximum	27.6 °C	Highest	*	0.0°C								
10	Point	Maximum	27.9 °C	Highest	*	0.0°C								
11	Point	Maximum	27.9 °C	Highest	*	0.0°C								
12	Point	Maximum	28.0 °C	Highest	*	0.0°C								
13	Point	Maximum	28.1 °C	Highest	*	0.0°C								
14	Point	Maximum	27.8 °C	Highest	*	0.0°C								



# FS-SMARTIS and EX-SMARTIS for your Safety

## Multi-Camera Functions with Analog Current/Voltage Outputs

- Multi-camera measurement applications with analog output requirements
- Temperature hotspot or user-defined area max/min evaluation
- Integrated operator visualization with time graphs
- Voltage or Current loop output configuration
- Up to 60Hz fast measurement capability
- Non-trigger or trigger reaction
- Precise manual lens focus
- Zoom and Drawing tools




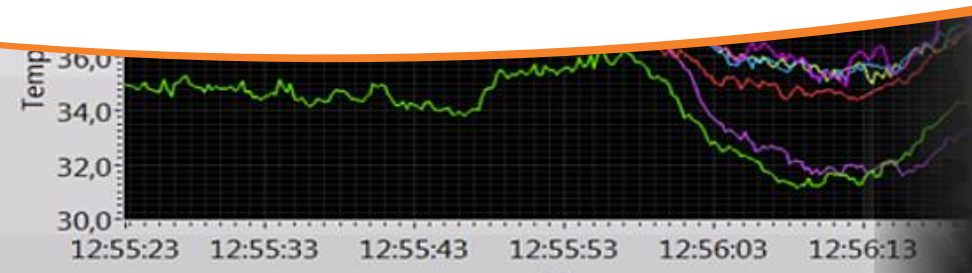
## Triggered Vision Sensor with Digital Outputs

- Temperature or Infrared image snapshot evaluation
- PLC Trigger features with Rising or Falling reaction
- Integrated Webserver with discontinuous visualization
- Optically isolated industrial inputs and outputs
- Accurate user defined 2D Area Drawing tools
- Optionally available LCD visualization panel

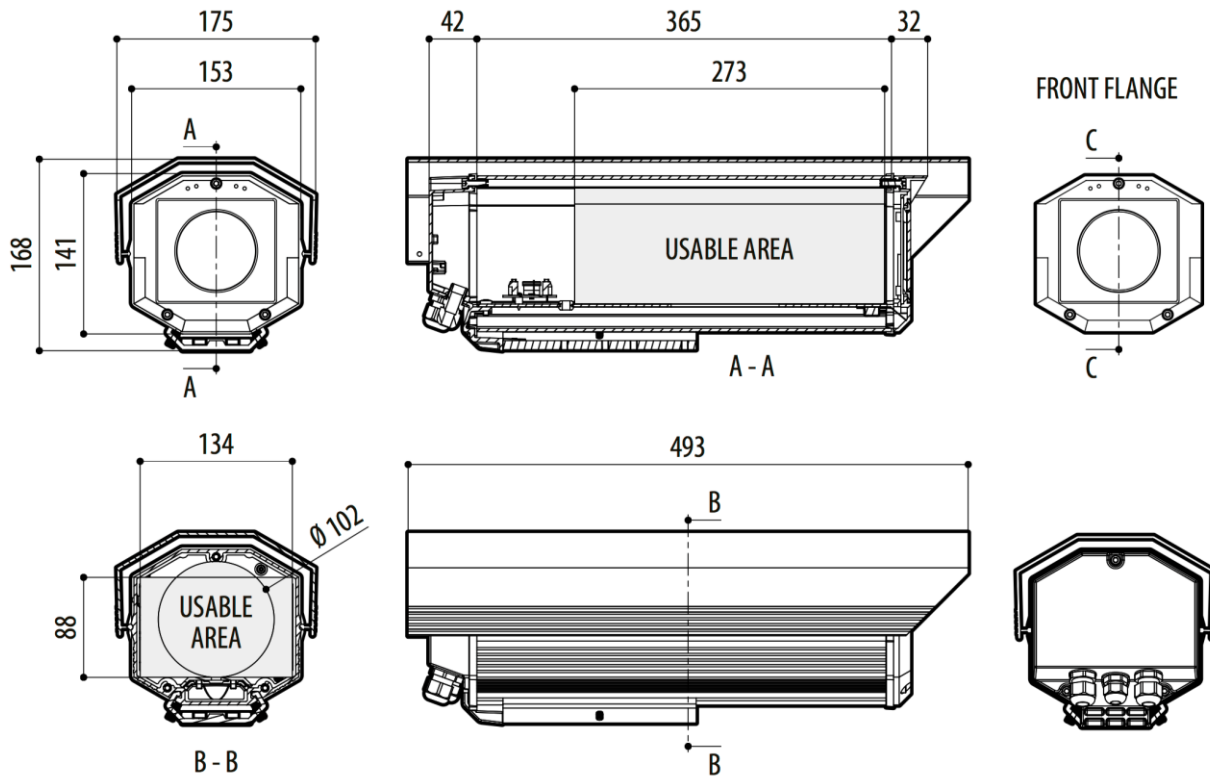


## 24/7 Continuous Fire-safety camera applications with Ethernet and digital IO

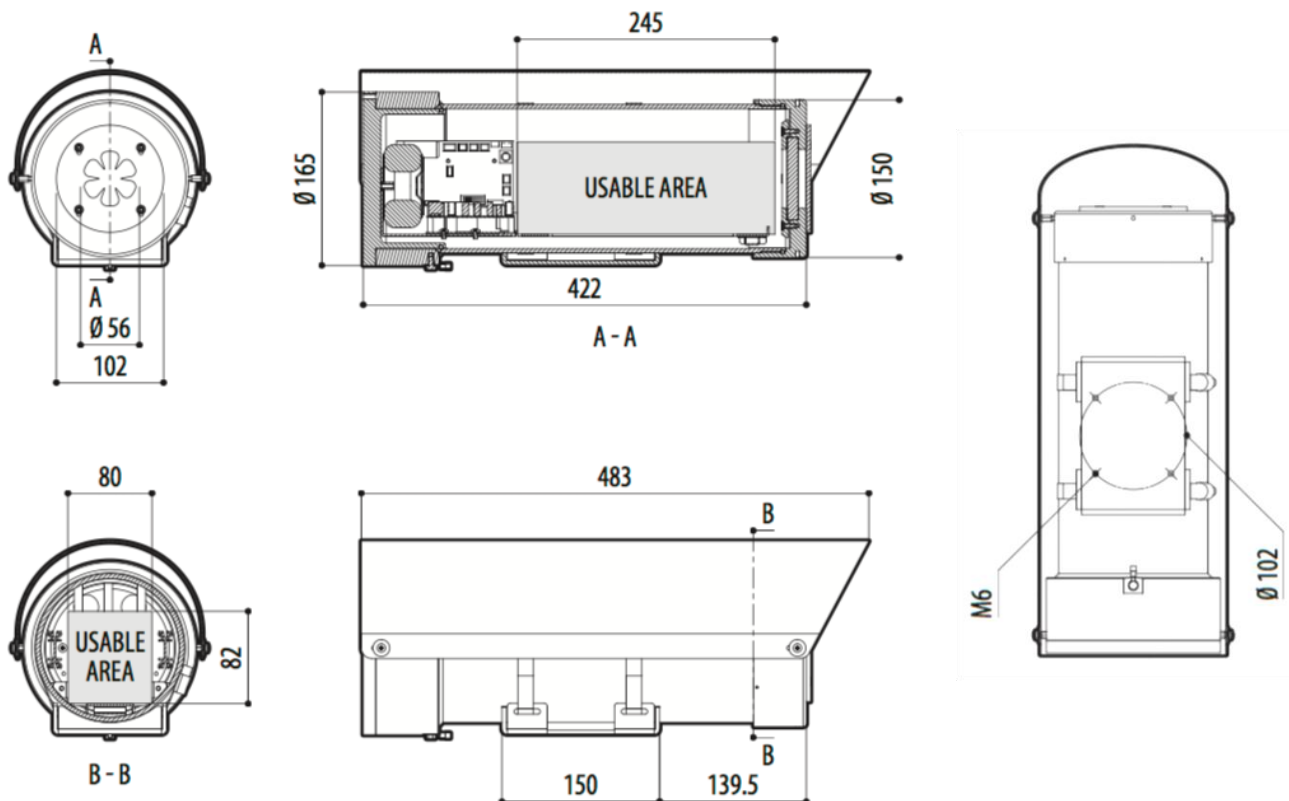
- Parameterized thermal imaging system for 24/7 protection of waste bunkers, warehouses and landfills
- User-friendly configuration wizard, operator and admin access, digital output signalization
- No other industrial PC needed, different lenses option, easy to install



## FS-SMARTIS dimensions (in millimeters)



## EX-SMARTIS dimensions (in millimeters)







## Contacts

### Sales Department

**Mobile:** +420 725 955 464

**E-mail:** [sales@workswell.eu](mailto:sales@workswell.eu)

### Headquarters

Workswell s.r.o.

Libocka 653/51b

160 00, Prague 6

Czech Republic

### Partners Worldwide

Visit our [website](#) for more details

### Company contact details

**Mobile:** +420 725 877 063

**E-mail:** [info@workswell.eu](mailto:info@workswell.eu)

**Web:** [www.workswell.eu](http://www.workswell.eu)

